

VersaKit Linear Retrofit Kit

VEKM-L21C/850

Commercial Grade LED Retrofit Kit



Descriptions:

The UL 1598C Classified LED retrofit kits with linear modules are perfect for any linear applications such as troffer, wraparound, strips, etc. Aluminum backing provides the best heatsink so it can fit for severe working conditions. Paired drivers offer power selection and 0-10V dimmability for most versatility. The linear retrofit kit are an one-fits-all solution.


Features & Benefits:

- UL 1598C Classified LED retrofit kits with linear modules, for any linear applications such as troffer, wraparound, strips, etc.
- Driver + Module kits, no lamp socket needed
- Magnet on the back for easy installation
- UL 1598C Classified Retrofit Kits
- UL Class 2 Low Voltage System
- 3 Steps MacAdam Steps for Accurate Color
- Long life 50,000 hours
- 5 Years Warranty of Whole System
- Universal Input 120/277V
- 0-10V Dimming
- Optional Nano Plastic Lens for NSF 2 Qualified Applications
- Aluminum backing for heatsink, independent to Fixtures
- True Multi Channel Operation
- Programmable with Multiple Light Levels
- Flicker-free, Meets IEEE 1798-2015

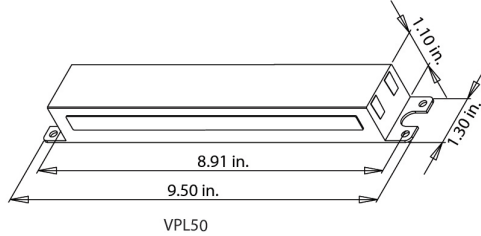
Specifications:

Ordering Code	Applicatio	Mode	Kit Model	System Wattage	System Lumens	System Efficacy	CCT	CRI	Input Voltage	Module Qty	Module	Driver	THD
VEKM-L21C/850	1 lamp, 2ft 5000K	Low Wattage	D546-1M-302 C/850	8.5	1250	147.0588235294118	5000	83	120-277V	1	VLM2409C/850	VPL50-2C	<20%
VEKM-L21C/850	1 lamp, 2ft 5000K	Normal Wattage	D546-1M-302 C/850	10	1475	147.5	5000	83	120-277V	1	VLM2409C/850	VPL50-2C	<20%
VEKM-L21C/850	1 lamp, 2ft 5000K	High Wattage	D546-1M-302 C/850	12	1725	143.75	5000	83	120-277V	1	VLM2409C/850	VPL50-2C	<20%

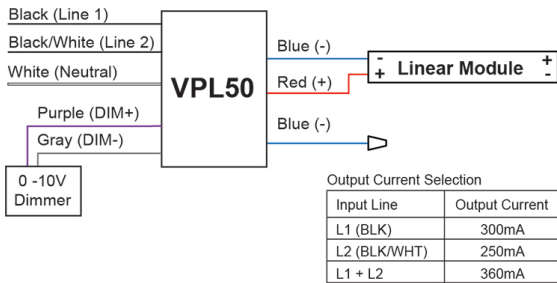
Module Dimensions:



Driver Dimensions:



Wiring Diagram:



DLC Listing:

Ordering Code	DLC Model	Mode	DLC Product ID	DLC Product Model	DLC Version
VEKM-L21C/850	D546-1M-302 C/850	Low Wattage	N/A	N/A	N/A
VEKM-L21C/850	D546-1M-302 C/850	Normal Wattage	N/A	N/A	N/A
VEKM-L21C/850	D546-1M-302 C/850	High Wattage	N/A	N/A	N/A

Specification data is based on tests performed in a controlled environment and represents relative performance. Actual performance can vary depending on operating conditions. Application and performance data subject to change without notice. All specifications are nominal unless noted otherwise.